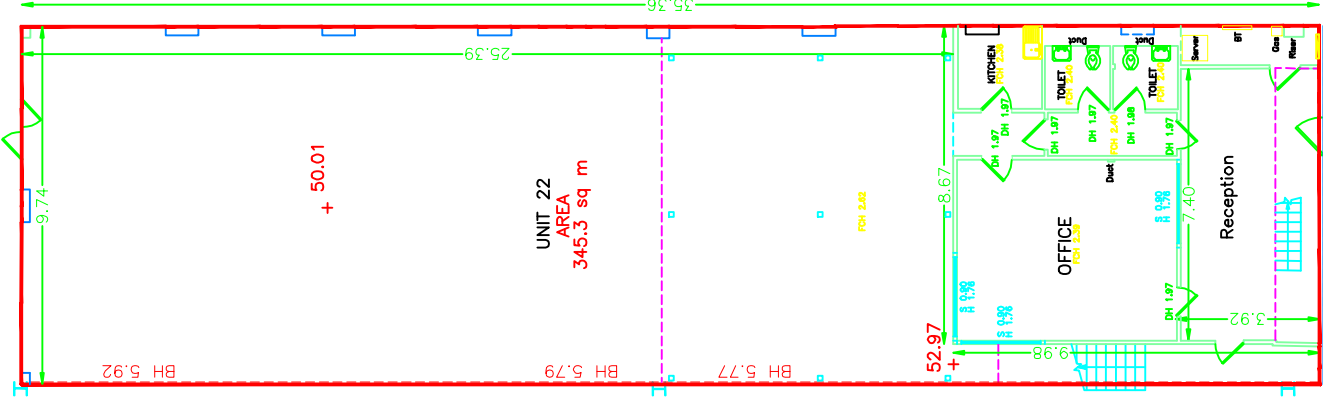
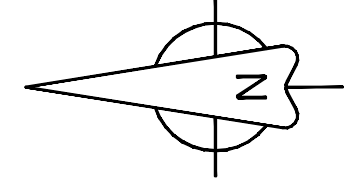


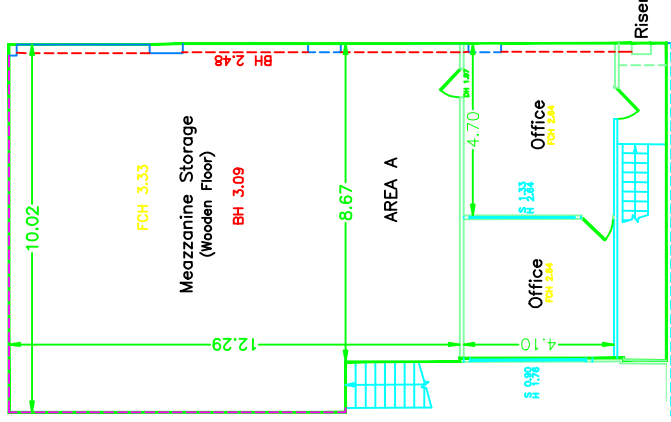
ABBREVIATIONS

- BH Floor to beam underside height
- CH Floor to ceiling height
- Elec Electric
- FCH Floor to false ceiling height
- FL Floor level
- S Floor to window sill height
- H Floor to window head height



UNIT 22
AREA
345.3 sq m

AREA A – First GIA 167.4 sq m 1802 sq ft



FIRST FLOOR OFFICE & STORAGE

NOTE: THIS PLAN IS INDICATIVE OF THE AREA MEASURED

ALL DIMENSIONS ARE IN METRES

TITLE

UNIT 22
CHEETHAM COURT
WARRINGTON

SURVEYED BY
SA/JP

DRAWN BY
SA

SCALE
1:200

DATE OF ISSUE
APRIL 2009

ISSUE
02

DRAWING No.
PS-0538-CH/22

SHEET 1 OF 1

PARAGON SURVEYS
Chartered Surveyors

GEOMATICS: Land & Engineering Surveyors

292 Wood Lane
Heskin, Chorley
Lancashire
PR7 5NT
Tel: (01257) 453200
Fax: (01257) 453211
Email: post@ParagonSurveys.co.uk

